



Flk-1 Polyclonal Antibody

Cat #: ABP55018

Size: 30µl /100µl /200µl

Product Information

| | | | |
|---|--|---|---|
| | Product Name: Flk-1 Polyclonal Antibody | | |
| | Applications: WB, IHC-P, IF, ELISA | | Isotype: Rabbit IgG |
| | Reactivity: Human, Mouse, Rat | | |
| REF | Catalog Number: ABP55018 | LOT | Lot Number: Refer to product label |
| | Formulation: Liquid | | Concentration: 1 mg/ml |
|  | Storage: Store at -20°C. Avoid repeated freeze / thaw cycles. |  | Note: Contain sodium azide. |

Background: VEGF R1 is one of the five receptor tyrosine kinases (RTKs) (Flt-1, KDR/Flk-1, Flt-4, tie-1, and tek/tie-2) whose expression is almost exclusively restricted to the endothelial cells. Tie-1 and tek/tie-2 define a new class of RTKs containing two immunoglobulin-like domains, three EGF homology domains and three fibronectin type III domains in their extracellular regions. Flt-1, KDR/Flk-1 and Flt-4 are members of the class III subfamily of RTKs containing seven immunoglobulin-like repeats in their extracellular domains. All five RTKs are likely to play central roles in vasculogenesis and angiogenesis.

Application Notes: Optimal working dilutions should be determined experimentally by the investigator. Suggested starting dilutions are as follows: WB (1:500-1:2000), IHC-P (1:100-1:300), IF (1:200-1:1000), ELISA (1:20000). Not yet tested in other applications.

Storage Buffer: PBS containing 50% Glycerol, 0.5% BSA and 0.02% Sodium Azide.

Storage Instructions: Stable for one year at -20°C from date of shipment. For maximum recovery of product, centrifuge the original vial after thawing and prior to removing the cap. Aliquot to avoid repeated freezing and thawing.




Fig. Western Blot analysis of 293 cells using Flk-1 Polyclonal Antibody.

Note: The product listed herein is for research use only and is not intended for use in human or clinical diagnosis. Suggested applications of our products are not recommendations to use our products in violation of any patent or as a license. We cannot be responsible for patent infringements or other violations that may occur with the use of this product.