



## FAST Polyclonal Antibody

Cat #: ABP51329

Size: 30µl /100µl /200µl

### Product Information

	<b>Product Name:</b> FAST Polyclonal Antibody		
	<b>Applications:</b> WB, ELISA		<b>Isotype:</b> Rabbit IgG
	<b>Reactivity:</b> Human, Mouse, Rat		
<b>REF</b>	<b>Catalog Number:</b> ABP51329	<b>LOT</b>	<b>Lot Number:</b> Refer to product label
	<b>Formulation:</b> Liquid		<b>Concentration:</b> 1 mg/ml
	<b>Storage:</b> Store at -20°C. Avoid repeated freeze / thaw cycles.		<b>Note:</b> Contain sodium azide.

**Background:** Fas-activated serine/threonine kinase encoded by FASTK is a member of the serine/threonine protein kinase family. This kinase was shown to be activated rapidly during Fas-mediated apoptosis in Jurkat cells. In response to Fas receptor ligation, it phosphorylates TIA1, an apoptosis-promoting nuclear RNA-binding protein. The encoded protein is a strong inducer of lymphocyte apoptosis. Two transcript variants encoding different isoforms have been found for this gene. Other variants exist, but their full-length natures have not yet been determined.

**Application Notes:** Optimal working dilutions should be determined experimentally by the investigator. Suggested starting dilutions are as follows: WB (1:500-1:2000). ICC (1:200-1:1000), ELISA (1:10000). Not yet tested in other applications.

**Storage Buffer:** PBS containing 50% Glycerol, 0.5% BSA and 0.02% Sodium Azide.

**Storage Instructions:** Stable for one year at -20°C from date of shipment. For maximum recovery of product, centrifuge the original vial after thawing and prior to removing the cap. Aliquot to avoid repeated freezing and thawing.

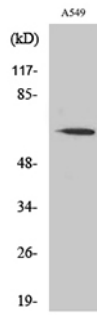


Fig. Western Blot analysis of various cells using FAST Polyclonal Antibody.

**Note:** The product listed herein is for research use only and is not intended for use in human or clinical diagnosis. Suggested applications of our products are not recommendations to use our products in violation of any patent or as a license. We cannot be responsible for patent infringements or other violations that may occur with the use of this product.