



Endophilin B2 Polyclonal Antibody

Cat #: ABP51263

Size: 30µl /100µl /200µl

Product Information

	Product Name: Endophilin B2 Polyclonal Antibody		
	Applications: WB, IHC-P, ELISA		Isotype: Rabbit IgG
	Reactivity: Human, Mouse, Rat, Monkey		
REF	Catalog Number: ABP51263	LOT	Lot Number: Refer to product label
	Formulation: Liquid		Concentration: 1 mg/ml
	Storage: Store at -20°C. Avoid repeated freeze / thaw cycles.		Note: Contain sodium azide.

Background: The Endophilins comprise a family of proteins that associate with Amphiphysin, Synaptojanin and Dynamin and are implicated in presynaptic vesicle trafficking at nerve terminals. The expression patterns of the Endophilins are consistent with their cellular functions at the neuronal synapse. Endophilin B1 is a member of the B subgroup of the Endophilin family that is required for maintenance of mitochondrial morphology and for the regulation of the outer mitochondrial membrane dynamics. Endophilin B2 is also a member of the Endophilin B subgroup that is ubiquitously expressed but shows highest levels in brain, adult lung, ovary, and spinal cord. Decreased levels of Endophilin B2 are found in Down Syndrome and may reflect brain dysgenesis.

Application Notes: Optimal working dilutions should be determined experimentally by the investigator. Suggested starting dilutions are as follows: WB (1:500-1:2000), IHC-P (1:100-1:300), ELISA (1:40000). Not yet tested in other applications.

Storage Buffer: PBS containing 50% Glycerol, 0.5% BSA and 0.02% Sodium Azide.

Storage Instructions: Stable for one year at -20°C from date of shipment. For maximum recovery of product, centrifuge the original vial after thawing and prior to removing the cap. Aliquot to avoid repeated freezing and thawing.

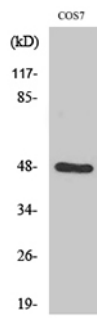


Fig. Western Blot analysis of various cells using Endophilin B2 Polyclonal Antibody diluted at 1:1000.

Note: The product listed herein is for research use only and is not intended for use in human or clinical diagnosis. Suggested applications of our products are not recommendations to use our products in violation of any patent or as a license. We cannot be responsible for patent infringements or other violations that may occur with the use of this product.