



HSP60 Polyclonal Antibody

Cat #: ABP0094

Size: 100µl

Product Information

	Product Name: HSP60 Polyclonal Antibody		
	Applications: WB, IF, IHC-P, ELISA		Isotype: Rabbit IgG
	Reactivity: Human, Mouse, Rat		
REF	Catalog Number: ABP0094	LOT	Lot Number: Refer to product label
	Formulation: Liquid		Concentration: 1 mg/ml
	Storage: Store at -20°C. Avoid repeated freeze / thaw cycles.		Note: Contain sodium azide.

Background: HSPD1 encodes a member of the chaperonin family. 60 kDa heat shock protein mitochondrial may function as a signaling molecule in the innate immune system. 60 kDa heat shock protein mitochondrial is essential for the folding and assembly of newly imported proteins in the mitochondria. HSPD1 is adjacent to a related family member and the region between the 2 genes functions as a bidirectional promoter. Several pseudogenes have been associated with this gene. Two transcript variants encoding the same protein have been identified for this gene. Mutations associated with this gene cause autosomal recessive spastic paraplegia 13.

Application Notes: Optimal working dilutions should be determined experimentally by the investigator. Suggested starting dilutions are as follows: WB (1:500-1:2000), IF (1:200-1:1000), IHC-P (1:100-1:300), ELISA (1:10000). Not yet tested in other applications.

Storage Buffer: PBS, pH 7.4, containing 0.02% Sodium Azide as preservative and 50% Glycerol.

Storage Instructions: Stable for one year at -20°C from date of shipment. For maximum recovery of product, centrifuge the original vial after thawing and prior to removing the cap. Aliquot to avoid repeated freezing and thawing.

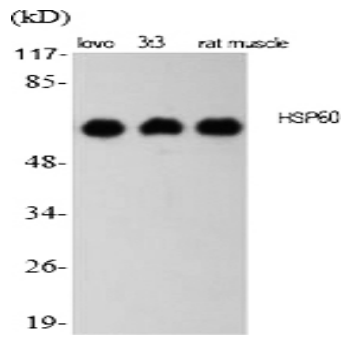


Fig.1. Western blot analysis of various cells using HSP60 Polyclonal Antibody diluted at 1:2000.

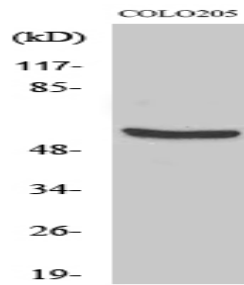


Fig.2. Western Blot analysis of COLO205 cells using HSP60 Polyclonal Antibody diluted at 1:2000.

Note: The product listed herein is for research use only and is not intended for use in human or clinical diagnosis. Suggested applications of our products are not recommendations to use our products in violation of any patent or as a license. We cannot be responsible for patent infringements or other violations that may occur with the use of this product.